

D6K

Track-Type Tractor



Engine

Engine Model	Cat [®] C6.6 ACERT [™]	
Flywheel Power	93.2 kW	125 hp

Weights

Operating Weight – XL	12 886 kg	28,409 lb
Operating Weight – LGP	13 467 kg	29,690 lb

D6K Track-Type Tractor

Engine

- ✓ The Cat® C6.6 engine meets stringent Tier 3/Stage IIIA emission standards while providing outstanding engine performance, fuel efficiency and long-term durability. **pg. 4**

Structure

- ✓ Steel castings and heavy steel plates are welded to insure a rigid one-piece frame structure. Structures are designed to last throughout the extended service life of the D6K. **pg. 5**

Drive Train

- ✓ The hydrostatic drive with electronic control provides precise modulation for quick and smooth operation, superior maneuverability and comfortable operation, increasing productivity. **pg. 6**

Serviceability and Accessibility

- ✓ Grouped service points allow for efficient checks and maintenance, from the ground level. The new design of the cooling package facilitates serviceability and cleaning of the radiator and cooling fan. **pg. 12**

Work Tools

Caterpillar offers a variety of work tools, designed with the strength and versatility needed to accomplish the job quickly and effectively. **pg. 13**



Operator Station

- ✓ A new operator station offers excellent visibility and superior comfort. Standard features include a fully adjustable air suspended seat, air conditioning, electro-hydraulic controls, advanced monitoring system and low sound levels for comfortable operation and maximum productivity. **pg. 8**

SystemOne™ Undercarriage

- ✓ Designed exclusively by Caterpillar for Cat Machines, SystemOne Undercarriage extends undercarriage system life, improves reliability and reduces Owning and Operating costs. **pg. 10**

AccuGrade® Laser and GPS Machine Control and Guidance Systems

- ✓ AccuGrade Laser and GPS systems can be easily installed on the AccuGrade ARO (Attachment Ready Option) equipped machine. **pg. 11**

Total Customer Support

Your Cat® Dealer offers a wide range of services that can be set up under a Customer Support Agreement when you purchase your equipment. The dealer will help you choose a plan that can cover everything from machine and attachment selection to replacement—helping get the best return on investment. **pg. 14**



✓ *New Feature*

Engine

The new Caterpillar® C6.6 Diesel Engine with ACERT™ Technology meets worldwide emissions requirements for EPA Tier 3, EU Stage IIIA and Japan Moc Step 3 engine exhaust emission regulations, while providing excellent performance.



Cat® C6.6 Engine with ACERT™ Technology. The Cat® C6.6 is a 6.6 liters (403 in³) displacement, six cylinder, inline configured engine equipped with a Caterpillar Common Rail fuel System. It uses ACERT Technology, a series of Caterpillar engineered innovations that provide advanced electronic control, precision fuel delivery and refined air management, resulting in outstanding performance and lower emissions. The Cat C6.6 with ACERT Technology meets the U.S. EPA Tier 3, European Union Stage IIIA and Japan MOC Step 3 emissions standards.

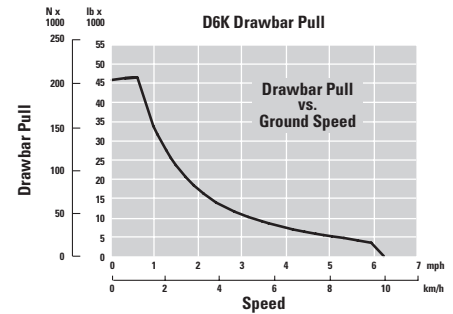
Design. The C6.6 features a compact design with heavy-duty engine features for outstanding durability, reliability and performance. The C6.6 incorporates a new cross flow cylinder head design, a 4 valve head and an ADEM A4 electronic controller.

Electronic Controls. The C6.6 engines use advanced electronic controllers, which have a proven track record for performance and reliability. ADEM A4 Electronic Control Module (ECM) receives data from engine-mounted sensors and adjusts critical parameters to maintain optimum performance. These adjustments also optimize fuel economy and emissions compliance. Electronics also make engines easier to troubleshoot and repair.

Fuel Delivery. Fuel is introduced in the combustion chamber in a number of precisely controlled microbursts. Injecting fuel in this way allows for precise shaping of the combustion process. The ADEM™ A4 module directs the injectors to deliver precise quantities of fuel at exactly the right times during combustion for optimum efficiency and performance.

Air Management. The C6.6 uses a turbocharger fitted with a smart waste gate to give precise control of the boost pressure. Over the entire engine operating ranges the result is improved: Throttle response, Lower fuel Consumption and optimized engine performance. A new cross-flow design in the cylinder head facilitates air movement, while tighter tolerances between the piston and cylinder liner are reducing blow by gases.

Turbocharged and Aftercooled. A well-matched turbocharger and air-to-air aftercooler results in higher power while keeping rpm steady and exhaust temperatures low.




Torque Rise. The direct injection electronic fuel system provides a controlled fuel delivery increase as the engine lugs back from rated speed. This results in increased horsepower below rated power. A combination of increased torque rise and maximum horsepower improves response, provides greater drawbar pull and faster dozing cycles.

Cooling System. The cooling system is a single coolant unit including hydraulic oil cooler, radiator, ATAAC and fan installation. Aluminum cores and hydraulically driven demand fan provide optimum cooling and fuel efficiency.

Electric Fuel Priming Pump. A standard electric fuel priming pump is located in the primary fuel filter base above the combined water separator/primary fuel filter. A switch enables to easily prime the fuel system after a fuel filter service.

Structure

The frame is engineered to handle the most demanding applications, and is built to last throughout the extended service life of the D6K.



Main Frame. The D6K one-piece main frame is designed to absorb high impact shock loads and twisting forces. Robotic welding provides deep penetration and consistency, ensuring high quality, durability and reliability throughout the structure.



Track Roller Frame. Track roller frames feature an engineered box-section design, which provides superior strength and resistance to bending.

Equalizer bars are pinned in their center to the machine main frame and at the ends to each track roller frame. This allows the forward ends of the track roller frames to oscillate to keep more track on the ground in uneven underfoot conditions while providing maximum traction and operator comfort.

Heavy Duty Components. Heavy duty radiator grill, bottom guards and fuel tank guard are available, for additional protection in severe applications.

Drive Train

The D6K features an electronically controlled hydrostatic drive system with independent power and control of each track for fast acceleration, variable speed control, and on-the-go direction changes.



Hydrostatic Drive. The electronically controlled hydrostatic drive system automatically maintains engine speed to match the power requirements of the application for peak performance. The hydrostatic drive train also offers independent power and control of each track, for fast acceleration, infinitely variable speed control and on-the-go, direction changes. The operator can command smooth “power turns” or even counter-rotation of the tracks for precise steering control in tight areas. The Caterpillar hydrostatic drive system manages itself, freeing the operator to concentrate on using the Caterpillar track-type tractor’s superb agility, speed, and maneuverability to do more productive work.

Infinitely Variable Speed Control.

Hydrostatic drive provides infinite speed selection from 0 to 10 km/h (0 to 6.2 mph) in forward and reverse. This lets the operator select the optimum speed for ground and job conditions. It also eliminates power interruption during shifting.


Ground Speed Balancing. Hydrostatic drive provides a completely “step-less” transmission of power and automatically matches travel speed and implement loads for increased efficiency and easier operation.

High Power Utilization. The hydrostatic drive system on the D6K is designed to use full available engine power throughout the machine working cycle. If the implement hydraulic system is not in use, this engine power can be delivered to the drive train, providing high drawbar pull and fast travel speeds. If the implement hydraulics are being worked hard, the machine control ECM will automatically slow the tracks as necessary to use the full remaining engine power, without overloading and stalling the engine. As soon as the implement hydraulic load is decreased, the machine control ECM will automatically speed up the tracks until the machine is traveling at the speed the operator has commanded with the Hystat Control (left).

Unsurpassed Maneuverability.

Power turn and counter-rotation capability improve machine maneuverability and productivity. On the D6K, power turns are accomplished by slowing the speed of one track versus the other, while maintaining power to both tracks.

The Cat Hystat power turn feature also enables the D6K to handle large loads around corners or through hard spots encountered when dozing. Power turn capability improves machine mobility in soft underfoot conditions and is very effective for controlling machine operation on side slopes. Counter-rotation also provides easy, quick maneuvering in tight areas or congested job sites.



1. Machine Speed and Direction Control. Electro-hydraulic, seat-mounted joystick provides simultaneous one-handed steering and transmission control.

2. Engine. Caterpillar C6.6 diesel engine with ACERT Technology meets current exhaust emission regulations while providing excellent performance.

3. Cooling System. Cooling package features a hydraulically driven fan providing optimum cooling and fuel efficiency.

4. Hydrostatic Drive System. Independent, electronically controlled drive circuits provide superior maneuverability and precise, smooth power to each track.

5. Variable Displacement Drive Pumps and Motors. Electronically controlled and performance tuned to provide precise speed control and maximum drawbar pull for maximum productivity.

6. Final Drives. Large, robust planetary drives for extended service life.

Operator Station

The operator station is ergonomically designed to provide excellent visibility and superior comfort for maximum productivity throughout the day.



Operator Station. The operator station features an ergonomic layout emphasizing simplicity, ease of use and comfort. Standard air conditioning, generous leg room and superior visibility allow the operator to focus on the job. With more glass area, the operator station provides a clear view to the blade and the surrounding work site.

Air suspended seat. The Caterpillar C500 Comfort air suspended seat is available in cloth or vinyl and is fully adjustable, for maximum operator comfort. A standard lumbar adjustment provides excellent lower back support. For comfortable operation in cold weather, a heated cloth seat is available.

Seat-mounted controls. For optimum comfort and precise control, the D6K features ergonomically designed seat-mounted controls. Seat-mounted controls isolate vibrations from the operator, and provide independent seat and controls adjustment. Individual wrist pads and armrests can be adjusted independently for optimum comfort.

Electro-hydraulic controls. New electro-hydraulic controls provide quick steering response, precise blade control, and comfortable, low-effort operation.



Instrument Cluster. The compact instrument cluster (shown with optional AccuGrade GPS display) keeps the operator aware of all vital machine functions. The advanced monitoring system tracks machine operating conditions and informs the operator of impending problems. The monitoring system includes:

- Alert indicators: action lamp (3 warning categories), electrical system
- Indicators: parking brake, engine oil pressure, engine air filter, hydraulic oil filter, electrical preheat, operator presence, blade float, machine security system, fuel system service, implement lockout
- Gauges: hydraulic oil temperature, engine coolant temperature, fuel level
- Digital display: service hours, selected forward and reverse speeds



Messenger. Messenger is an electronic monitoring system with real-time, visual feedback on engine and machine operating conditions. It provides information on machine performance, fuel consumption, diagnostics, and allows the operator to set some parameters, such as implement and steering modulation.



Brake and Decel pedal. The D6K features a single, combined hystat brake and decel pedal. Two braking configurations are available through this pedal:

- Transmission braking only: As the pedal is pressed, the machine will slow by braking the transmission; no engine decel will occur.
- Transmission braking and engine decel: As the pedal is pressed, the machine will slow by simultaneously braking the transmission and reducing the engine speed.

When the pedal is depressed beyond the detent, the service brakes will be applied.



Bulldozer Control. The blade is controlled with an ergonomically designed joystick located to the right of the operator. This joystick includes a thumb wheel that controls blade angle. AccuGrade buttons are conveniently located on the joystick for quick, efficient actuation. For non-AccuGrade equipped machines, a blade shake button provides aggressive blade movement for effective removal of sticky material.



Speed and Direction Control. The operator controls the speed of the machine and the direction of travel with a single joystick control located on the left console. This joystick includes a thumb wheel for precise speed control, as well as a convenient button to store and recall operator-defined, independent operating speeds for forward and reverse.

Work Tool Controls. The D6K can be equipped with either a ripper or a winch. For maximum flexibility, the D6K can be configured for ripper control, winch control, or a selectable ripper or winch control.

Other cab features. For optimum operator comfort, the D6K operator station includes the following amenities:

- Foot rests for slope work
- Air filter
- Two 12-volt power points
- Storage compartment
- Cup holder
- Dome light
- Rearview mirror
- Coat hook
- Radio ready factory installed components
- Rear attachment mirror

SystemOne™ Undercarriage

Exclusively for Caterpillar machines the SystemOne™ Undercarriage is a revolutionary new undercarriage system – from the ground up.



SystemOne™ Undercarriage.

Exclusively for Caterpillar machines the design extends system life and reduces operating costs.

- Long-life Sprocket. Extended life sprockets will outlast two or more tracks. The rotating bushing technology extends life.
- Guiding System. The guiding system contacts link rails instead of pin ends and helps keep the track within the roller system. The result is improved track guiding.
- Rollers. The increased flange diameter on the rollers provide optimum guiding and longer life.
- Carrier Rollers. Redesigned carrier rollers are factory sealed and serviced as a unit. The larger diameter provides extended wear to better match undercarriage system life.
- Idlers. The center tread idlers contact only the bushing – not the links – eliminating scalloping and providing more guiding to the link assembly. The idlers last longer because they contact a rotating bushing instead of a link rail.

- Cartridge Joints. Factory-sealed cartridge joints are laser welded to control end play. They offer improved seal integrity through an innovative new sealing system and do not depend on the link interface to remain sealed. As with all Cat undercarriage products, they are filled with special oils.
- May be used in any application.
- The track roller frames are welded and have a box section design, which provides strength and resistance to bending without adding extra weight.
- The track adjuster and mechanical recoil spring and grease filled adjustment cylinder which allows the idler to move forward and back to maintain proper track tension as it absorbs undercarriage shock.

Undercarriage Arrangements.

XL (Extra Long) arrangement

- Forward idler position provides more track on the ground and to the front of the tractor. It provides optimal balance, superior traction and blade control for finish grading.
- Long roller frame provides good flotation in soft underfoot conditions.

LGP (Low Ground Pressure) arrangement

- Specially designed to work in soft underfoot conditions.
- Wide track shoes, a longer track frame and a wider gauge increase track contact area and reduce ground pressure for excellent flotation.

Complete Guarding. Caterpillar undercarriages are designed with full length guarding on top of the track roller frame. This prevents abrasive materials from being recirculated in the track.

Roller Frames. Roller frames attach to the tractor by a pivot shaft and pinned equalizer bar.

Oscillating Undercarriage. The pinned equalizer bar is saddle-mounted beneath the mainframe, allowing the roller frames and track to oscillate. The oscillation provides a steady working platform and smooth ride for the operator.

AccuGrade® Laser and GPS Machine Control and Guidance Systems

Advanced Laser and GPS technology improves operator accuracy, increases production and lowers operating costs.



AccuGrade System for Track-Type Tractors. Caterpillar is helping customers revolutionize the way they move material with new technology solutions for earthmoving machines – solutions that provide greater accuracy, higher productivity, lower operating costs and more profitability.

The AccuGrade System is designed and integrated into the machine and hydraulic systems to create an automated blade control system that allows operators to grade with increased accuracy.

The system uses machine-mounted sensors to calculate precise blade slope and elevation information.

The integrated electrohydraulic valve control module uses the information received from the sensors to automatically adjust the blade to maintain grade.

Automated blade control allows operators to improve efficiency and productivity by achieving grade faster and in fewer passes than ever before, reducing the need for traditional survey stakes or grade checkers.

AccuGrade Ready Option. The factory ready option machine makes system installation and setup quick and easy, and optimizes performance and reliability.

- Hydraulic control systems are integrated into the machine hydraulics for maximum performance and dependability.
- AccuGrade controls are integrated into the machine controls and levers for reliable operation and precise control.
- Wiring harnesses and cables are routed during assembly for improved wear protection and better reliability.
- System is designed to withstand vibration for long life in rugged working environments.
- Safety interlock feature is built in for added protection during automated operation.

AccuGrade Laser. AccuGrade Laser designed for precise grade control using a laser transmitter and receiver.

A laser transmitter is set up on the work site and creates a constant grade reference over the work area. A digital laser receiver is mounted on the machine and captures the laser signal as the machine moves across the work site.

The system captures information and calculates the blade adjustments necessary to achieve grade. The system makes automatic elevation adjustments typically performed by the operator and provides automatic blade control. The operator simply steers the machine. The system also calculates cut/fill requirements for manual blade control.

AccuGrade GPS. AccuGrade GPS computes the positioning information on the machine, compares the position of the blade relative to the design plan and delivers that information to the operator via an in-cab display.

Information, such as blade elevation, necessary cut/fill to achieve grade, visual indication of the blade's position on the design surface and a graphical view of the design plan with machine location.

AccuGrade GPS puts all the information the operator needs to complete the job in the cab, resulting in a greater level of control. Vertical and horizontal guidance tools visually guide the operator to the desired grade.

Automated features allow the hydraulic system to automatically control blade adjustments to move the blade to grade. The operator simply uses the light bars to guide the machine for consistent, accurate grades and slopes, resulting in higher productivity with less fatigue.

Serviceability and Accessibility

Grouped service points and easy maintenance result in increased machine up-time.

Easy diagnostics. The Compact Instrument Cluster allows for quick identification of problems and its cause, utilizing a three level warning system. This monitoring system can easily be upgraded by flashing software.

Engine compartment. All the regular engine maintenance is made through a large, hinged door located on the left side of the machine. This compartment gives access to the engine fuel filters and water separator, the engine oil filter, the engine oil dipstick and filler, the electric fuel priming pump, and the engine air pre-cleaner and filters.



Cooling package. Cores and fan are accessible from ground level, for easy cleaning and maintenance. Opening the radiator front grid will allow full access to the engine fan. The fan is mounted on a swing-out door that will provide access to the cores. The other side of the cores is accessible through the engine compartment.

Grouped pressure taps. Pressure taps allow for quick measure and troubleshooting of the hydraulic system. These pressure taps are all located in the left service access door, and are accessible from ground level.

Ecology Drains. Ecology drains provide an environmentally safer method to drain fluids. They are included on the radiator (coolant) and the hydraulic tank, and for the engine oil change.



Product Link. This system streamlines diagnostic efforts, downtime and maintenance scheduling and costs by providing communication flow of vital machine data and location information between the dealer and the customer. Product Link provides updates on service meter hours, machine condition and machine location.



Cat Machine Security System (MSS). MSS uses electronically coded keys selected by the customer to limit usage by individuals or time parameters. MSS deters theft, vandalism and unauthorized usage. Each machine system can store up to 255 keys and each key can be used on as many machines as desired. MSS can be controlled by a Personal Data Assistant. Field installation is available.

Work Tools

Cat® Work Tools and Ground Engaging Tools (G.E.T.) are designed to provide strength and flexibility to match the machine to the job, maximizing performance.

Variable Pitch Power Angle and Tilt Blade (VPAT). The VPAT blade is specifically designed for finish grading, backfilling ditches, cutting V ditches, windrowing, fill spreading, medium land clearing and heavy dozing. The VPAT blade gives the operator the ability to hydraulically adjust the blade lift, angle and tilt from the operator station.

VPAT Positions. For optimum performance, pitch is manually adjustable:

- 55° – maximum blade loads and best finish grading
- 57° and 59.5° – good blade loads and general dozing
- 61° – maximum blade penetration and reduced material retention on blade

Foldable Blade. In order to comply with transportation regulations, a foldable blade is offered on the XL configuration. Without blade removal, the machine will be within the 2.55 meter (8.5 ft) width requirement.

C-Frame.

- C-Frame is solidly pinned to the mainframe for good blade control and eliminates blade motion due to track oscillation or side forces.
- C-Frame to tractor joint is sealed and lubricated with remote lines for extended service life and quiet operation.
- Large C-Frame tower bearings improve durability.
- Lubrication points are located at all pin joints to reduce wear.



Parallelogram Ripper. The multi-shank parallelogram ripper lets you choose one, two or three shanks depending on job conditions. Curved or straight shanks are available. High strength mainframe allows having stiffer ripper mounting blocks for severe drawbar applications.

Drawbar. The D6K is equipped with a drawbar for pulling work tools such as:

- Disks
- Compactors
- Chopper wheels
- Retrieval of other equipment

Hydrostatic Winch. PA50 winch is driven by its own closed-loop hydrostatic system consisting of a variable displacement hydraulic piston pump and motor. This winch offers outstanding control of the load with infinitely variable modulation of speed and pull, and lowers operator effort.

Check with your Caterpillar Dealer for details.

Sweeps and Screens. Optional sweeps and screens are available. Sweeps help to shield critical components on the tractor such as hydraulic lines, exhaust stacks, cab windows and lights from damage. Screens provide protection to the cab windows. This equipment is recommended for land clearing, forestry or other severe applications.

Total Customer Support

Your Cat Dealer offers a wide range of services that can be set up with a Customer Support Agreement. The dealer can customize a plan for you, from PM service to total machine maintenance, allowing you to optimize your return on investment.



Product Support. Your Cat Dealer offers a wide range of services that can be set up under a Customer Support Agreement (CSA) when you purchase your equipment. The dealer will help you choose a plan that can cover everything from the machine and attachment selection to replacement. This will help you get the best return on your investment.

Remanufactured Components.

Save money with remanufactured parts. You receive the same warranty and reliability as new products at a cost savings of 40 to 70 percent.

Service Capability. Whether in the dealer's fully equipped shop or in the field, you will get trained service technicians using the latest technology and tools.

Selection. Make detailed comparisons of the machines you are considering before you buy. How long do components last? What is the cost of preventive maintenance? What is the true cost of lost production? Your Cat Dealer can give you answers to these questions.

Purchase. Consider the financing options available as well as day-to-day operating costs. This is also the time to look at dealer services that can be included in the cost of the machine to yield lower equipment owning and operating costs over the long run.

Operation. Improving operating techniques can boost your profits. Your Cat Dealer has training videotapes, literature and other ideas to help you increase productivity.

Replacement. Repair, rebuild or replace? Your Cat Dealer can help evaluate the cost involved so you can make the right choice.

Maintenance. More and more equipment buyers are planning for effective maintenance before buying equipment. Choose from your dealer's wide range of maintenance services at the time of your purchase. Repair option programs guarantee the cost of repairs up front. Diagnostic programs such as Scheduled Oil Sampling and Technical Analysis help avoid unscheduled repairs.

SAFETY.CAT.COM™.

Engine

Engine Model	Cat® C6.6 ACERT™	
Flywheel Power	93.2 kW	125 hp
Net Power – Caterpillar	93.2 kW	125 hp
Net Power – ISO 9249	93.2 kW	125 hp
Net Power – SAE J1349	92.1 kW	123.4 hp
Net Power – EU 80/1269	93.2 kW	125 hp
Bore	105 mm	4.13 in
Stroke	127 mm	4.99 in
Displacement	6.6 L	403 in ³

- Engine Ratings at 2,100 rpm.
- Net power advertised is the power available at the flywheel when the engine is equipped with fan, air cleaner, muffler and alternator.
- No derating required up to 3000 m (9,842 ft) altitude, beyond 3000 m (9,842 ft) automatic derating occurs.

Service Refill Capacities

Fuel Tank	295 L	77.9 gal
Cooling System	24.4 L	6.4 gal
Engine Crankcase	16.5 L	4.35 gal
Final Drive (XL each)	15 L	4 gal
Final Drive (LGP each)	23 L	6 gal
Hydraulic Tank	58 L	15.3 gal

Weights

Operating Weight – XL	12 886 kg	28,409 lb
Operating Weight – LGP	13 467 kg	29,690 lb
Shipping Weight – XL	12 611 kg	27,802 lb
Shipping Weight – LGP	13 192 kg	29,083 lb

- Operating Weight: Includes cab, air suspended seat, VPAT dozer, drawbar, transmission, 3-valve hydraulics, engine enclosures, operator and 95% fuel.
- Shipping Weight: Includes cab, air suspended seat, VPAT dozer, drawbar, transmission, 3-valve hydraulics and engine enclosures.

Undercarriage

Width of Shoe – XL	560 mm	22 in
Width of Shoe – LGP	760 mm	30 in
Shoes/Side – XL	40	
Shoes/Side – LGP	40	
Grouser Height	48 mm	1.9 in
Track Gauge – XL	1770 mm	70 in
Track Gauge – LGP	2000 mm	79 in
Track on Ground – XL	2645 mm	104 in
Track on Ground – LGP	2645 mm	104 in
Ground Contact Area – XL	3 m ²	4,650 in ²
Ground Contact Area – LGP	4 m ²	6,200 in ²
Ground Pressure – XL	42.5 kPa	6.16 psi
Ground Pressure – LGP	32.7 kPa	4.74 psi
Track Rollers/Side – XL	7	
Track Rollers/Side – LGP	7	

Blades

Blade Type	VPAT	
XL VPAT – Blade Capacity	2.7 m ³	3.5 yd ³
XL VPAT – Blade Width	3077 mm	10 ft
LGP VPAT – Blade Capacity	2.9 m ³	3.8 yd ³
LGP VPAT – Blade Width	3360 mm	11 ft

Ripper

Type	Parallelogram	
Number of Pockets	3	
Overall Beam Width	1951 mm	76.8 in
Beam Cross Section	165 × 211 mm	6.5 × 8.3 in
Maximum Penetration – XL	360 mm	14.2 in
Maximum Penetration – LGP	360 mm	14.2 in
Weight – With One Shank	845 kg	1,863 lb
Each Additional Shank	34 kg	75 lb

Winch


Winch Model	PA50	
Weight*	907 kg	2,000 lb
Winch and Bracket Length	842 mm	33.1 in
Winch Case Width	905 mm	35.6 in
Drum Diameter	203 mm	8 in
Drum Width	274 mm	11 in
Flange Diameter	457 mm	18 in
Recommended Cable Size	19 mm	0.75 in
Optional Cable Size	22 mm	0.87 in
Drum capacity – Recommended cable	91 m	300 ft
Drum capacity – Optional cable	66 m	216 ft 6 in

* Weight: Includes pump, operator controls, oil, mounting brackets and spacers.

Standards

- ROPS (Rollover Protective Structure) offered by Caterpillar for the machine meets ROPS criteria SAE J1040 MAY94, ISO 3471:1994 and DLV criteria SAE J397B, ISO 3164:1995.
- FOPS (Falling Object Protective Structure) meets SAE J/ISO 3449 APR98 Level II, ISO 3449:1992 Level II and DLV criteria SAE J397B, ISO 3164:1995.
- Brakes meet the standard SAE J/ISO 10265 MARCH99, ISO 10265:1998.
- The operator sound exposure Leq (equivalent sound pressure level) measured according to the work cycle procedures specified in ANSI/SAE J1166 OCT 98 is 81 dB(A), for cab offered by Caterpillar, when properly installed and maintained and tested with the doors and windows closed.
- The operator sound pressure level measured according to the procedures specified in ISO 6394:1998 is 72 dB(A) for the cab offered by Caterpillar, when properly installed and maintained and tested with the doors and windows closed.
- Hearing protection is recommended when operating with an open operator station and cab (when not properly maintained or doors/windows open) for extended periods or in noisy environment.
- The exterior sound pressure level for the standard machine measured at a distance of 15 meters according to the test procedures specified in SAE J88 APR 95, mid-gear-moving operation, is 79.5 dB(A).
- The labeled sound power level is 109 dB(A) measured according to the test procedure and conditions specified in 2000/14/EC.

Dimensions (approximate)



Tractor Dimensions

	XL		LGP	
1 Track gauge	1770 mm	70 in	2000 mm	79 in
2 Width of tractor	With the following attachments:			
Standard shoes without blade	2330 mm	92 in	2760 mm	109 in
Standard shoes with VPAT blade angled 25°	2817 mm	111 in	3118 mm	123 in
Standard shoes with foldable blade in transport position	2336 mm	92 in	2760 mm	109 in
3 Machine height from tip of grouser:	With the following equipment:			
ROPS canopy	2958 mm	116 in	2958 mm	116 in
ROPS cab	2958 mm	116 in	2958 mm	116 in
4 Drawbar height (center of clevis)	From ground face of shoes			
	483 mm	19 in	483 mm	19 in
5 Length of track on ground	2645 mm	104 in	2645 mm	104 in
6 Length of basic tractor (with C-Frame)	4220 mm	166 in	4220 mm	166 in
With the following attachments, add to basic tractor length:	—			
With the following attachments, add to basic tractor length:	—			
Drawbar	320 mm	13 in	320 mm	13 in
Ripper	1133 mm	45 in	1133 mm	45 in
PA50 winch	640 mm	25 in	640 mm	25 in
VPAT blades, straight	468 mm	18 in	468 mm	18 in
VPAT blade, angled 25°	1116 mm	44 in	1179 mm	46 in
7 Height over stack from tip of grouser	2914 mm	115 in	2914 mm	115 in
8 Height of grouser	48 mm	2 in	48 mm	2 in
9 Ground clearance from ground face of shoe (per SAE J1234)	360 mm	14 in	360 mm	14 in

Standard Equipment

Standard equipment may vary. Consult your Caterpillar dealer for details.

ELECTRICAL

- Horn
- Backup alarm
- Converter 12V, 15-amp
- Diagnostic connector
- Heavy duty 950 CCA batteries
- Integrated four front halogen lights, two rear halogen lights
- Alternator, 24V, 95 Amp, heavy duty brushless
- 24V Starter

OPERATOR ENVIRONMENT

- ROPS/FOPS cab with sliding side windows and air conditioning
- Cat C500 comfort cloth air suspended seat with adjustable armrests
- 76 mm (3-inch) retractable seat belt
- Adjustable seat-mounted, electro-hydraulic controls
- Foot rests
- Compact Instrument Cluster including:
 - Gauges for engine coolant temperature, hydraulic oil temperature and fuel level
 - 12 indicators
 - digital display (ground speed, engine RPM, hour meter)
- Rotary throttle switch
- Electronic travel speed limiter
- Independent forward/reverse speed settings
- Single pedal combining deceleration and braking functions
- Messenger: electronic monitoring and display system
- Rearview mirror
- Auxiliary mirror for rear attachment
- 12V Radio Ready
- Two 12V power ports
- Coat hook
- Storage compartment
- Cup holder
- Heavy duty rubber floor mat
- Windshield washers and wipers, front and rear

POWER TRAIN

- Caterpillar C6.6 ACERT diesel engine, turbocharged and aftercooled with Common Rail fuel system
- Aluminum bar plate cooling system (radiator, power train, aftercooler)
- Hydraulic demand fan
- Air cleaner with precleaner, automatic dust ejection and under-hood intake
- Electric fuel priming pump with integrated fuel/water separator
- Dual path, electronic control, closed-loop hydrostatic transmission
- Under-hood muffler
- Starting aid, ether injection

HYDRAULICS

- Hydraulics, 3 valve
- Implement load sensing pump

UNDERCARRIAGE

- SystemOne™ Undercarriage
- Sprocketed center tread idlers
- Lifetime lubricated track rollers (7) and idlers
- Carrier rollers
- Tracks, 40 sections – XL configuration 560 mm (22")/ LGP configuration 760 mm (30")
- Adjustable idler height position
- Hydraulic track adjusters

OTHER STANDARD EQUIPMENT

- C-Frame
- Fuel tank and guard
- Hinged crankcase guard
- Lockable engine enclosures
- Idler guards
- Hinged radiator grill and swinging fan
- Front pull device
- Rigid drawbar
- Ecology drains (engine oil, power train and implement oil, and engine coolant)
- Swing-out radiator fan
- S•O•SSM ports (engine, power train, hydraulics and engine coolant)

ANTIFREEZE

- Extended life coolant, -37° C (-35° F)

HYDRAULIC FLUID

- Cat HYDO Advanced 10

Optional Equipment

Optional equipment may vary. Consult your Caterpillar dealer for details.

POWER TRAIN

- Oil change, high speed
- Fan, demand, reversing

UNDERCARRIAGE

TRACK PAIRS, XL

- Track, 510 mm (20") MS XL
- Track, 510 mm (20") ES XL
- Track, 560 mm (22") ES XL
- Track, 510 mm (20") MS center hole, XL

TRACK PAIRS, LGP

- Track, 610 mm (24") MS LGP
- Track, 610 mm (24") ES LGP
- Track, 760 mm (30") ES LGP
- Track, 760 mm (30") Self cleaning, LGP

OPERATOR ENVIRONMENT

- Canopy
- Canopy, heated
- Cab, polycarbonate windows
- Seat, vinyl, air suspension
- Seat, cloth, air suspension, heated

HYDRAULICS

- Hydraulics, winch ready
- Hydraulics, 4 valve
- Hydraulic oil, biodegradable

GUARDS

- Guard, fuel tank, heavy duty
- Guard, fuel tank, heavy duty for winch
- Grill, radiator, heavy duty
- Guard, crankcase, heavy duty
- Guard, track guiding, center
- Guard, track guiding, long
- Guard, track guiding, moderate service
- Guard, lift cylinder
- Guard, lights, rear
- Screen, rear, cab
- Screen, side, cab
- Screen, rear, canopy
- Screen, front and sides, canopy
- Sweeps, cab
- Sweeps, canopy

BLADES

- VPAT XL blade
- VPAT LGP blade
- VPAT XL blade, foldable

REAR ATTACHMENTS

- Winch preparation
- Ripper, multi-shank

REAR ATTACHMENT CONTROL

- Control, ripper
- Control, winch
- Control, ripper and winch

MACHINE CONTROL AND GUIDANCE

- Installation, AccuGrade ready

STARTING AIDS

- Heater, engine, coolant, 120V
- Heater, engine, coolant, 240V

RIPPER ATTACHMENTS

- Teeth, curved, set of 3
- Teeth, straight, set of 3

OTHER ATTACHMENTS

- Fuel tank, fast fill
- Enclosure, sound suppression
- Machine Security System
- Rotating beacon

ANTIFREEZE

- Coolant, ext. life, -50° C (-58° F)

FIELD INSTALLED ATTACHMENTS

- PA50 winch
- Radio

D6K Track-Type Tractor

For more information on Cat products, dealer services,
and industry solutions, visit us on the web at www.cat.com

© 2008 Caterpillar
All Rights Reserved
Printed in U.S.A.

Materials and specifications are subject to change without notice.
Featured machines in photos may include additional equipment.
See your Caterpillar dealer for available options.

AEHQ5736-02 (9-08)

Replaces AEHQ5736-01

CAT, CATERPILLAR, ACERT, SystemOne, AccuGrade, SAFETY.CAT.COM,
their respective logos, "Caterpillar Yellow" and the POWER EDGE trade dress,
as well as corporate and product identity used herein, are trademarks
of Caterpillar and may not be used without permission.

CATERPILLAR[®]