

WE BREAK THEM ALL



MOBILE PLANTS



MINERAL PROCESSING

MFL and SBM together possess 120 years of experience in the field of mineral processing. The vast technical know-how of both companies results in synergies which we use for ideal solutions for our clients. Our plants to crush and process mineral raw materials, ores and coal, as well as to recycle construction materials are globally associated with profitability, sturdiness and stable value.



STRONG, DURABLE, RELIABLE

Strong, durable, reliable: these are the top characteristics of mobile plants made by MFL and SBM. We offer optimum solutions for each and every requirement. Depending on your demands, our mobile plants guaranteeing short set-up times and high mobility are available on tracks or wheels, or in semi-mobile or container-mobile versions.



Economic and Efficient ...

... re fuel consumption

Thanks to the Diesel-electric drive system, fuel consumption is substantially lower than with other drive systems.

... re exclusively electric plant operation

Thanks to a change-over switch for generator respectively mains operation, our plants can be exclusively operated by mains current reducing operational costs. Electric operation allows producing without power losses in high altitudes and facilitates employing the plants in underground mining.

... re production

Since several machines are connected to each other and "communicate" with each other, downstream plants are not overfilled. With this "inline production", a mobile screen can be connected directly to the crusher generator and be operated as well.

... re oil consumption

Thanks to the Diesel-electric system, hardly any hydraulic oil is needed as the hydraulic system is only used for a few components such as e.g. the tracks. This reduces running costs and supports operating the plant at low temperatures.



04

MOBILE JAW CRUSHERS – POWERFUL PERFORMERS

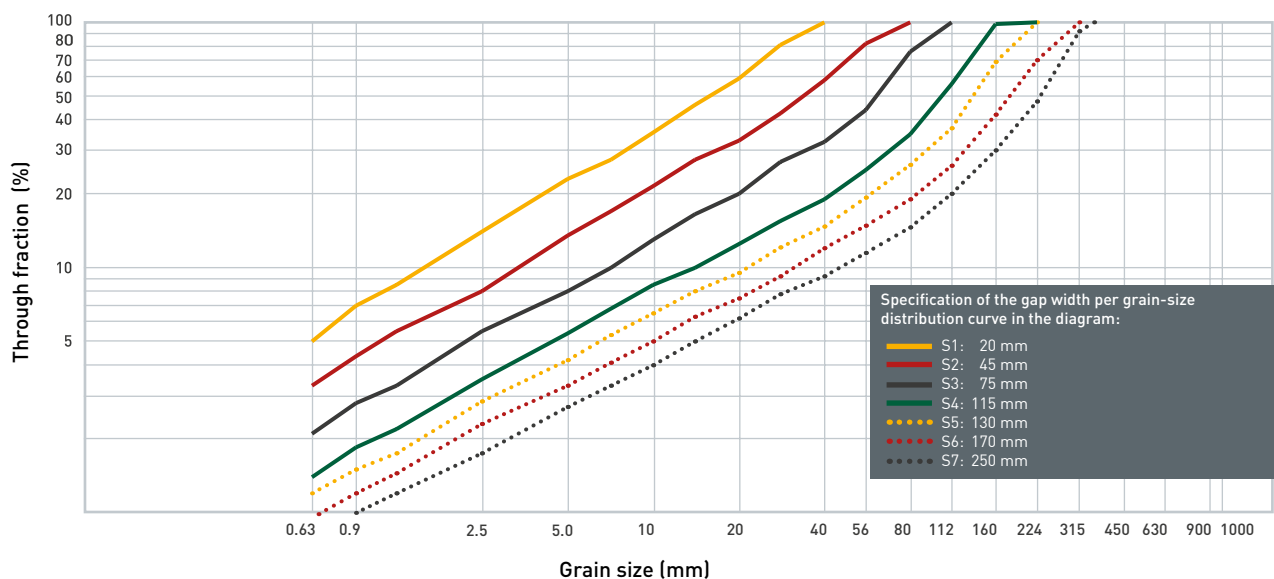


Our mobile jaw crushers are provided with a robust single toggle jaw crusher. Even hardest rocks (400MPa) are no problem for this type of crusher. Double working life of the crushing jaws is obtained due to turnable crushing jaws offering most effective utilisation of wear parts thanks to the special casting quality made by MFL.

- Application: primary crushers
- Field of application: natural stones and recycling
- Drive: Diesel-electric

MOBILE TRACK-MOUNTED JAW CRUSHERS	STE 90.60 T	STE 100.65 T	STE 108.75 TV	STE 140.110 TV
Feed size, mm	850 x 500 (33.5" x 19.7")	980 x 550 (38.6" x 21.7")	1000 x 650 (39.4" x 25.6")	1200 x 1000 (47.2" x 39.4")
Capacity, t/h	150	200	450	550
Final grain size, mm	0/50 - 0/200 (0/2" - 0/7.9")	0/70 - 0/200 (0/2.7" - 0/7.9")	0/80 - 0/300 (0/3.2" - 0/11.8")	0/250 - 0/350 (0/9.8" - 0/13.8")
Gap width, mm	35 - 140 (1.4"-5.5")	50 - 150 (2"-5.9")	50 - 200 (2"-7.9")	160 - 320 (6.3"-12.6")
Intake opening, mm	900 x 600 (35.4" x 23.6")	1000 x 650 (39.4" x 25.6")	1080 x 750 (42.5" x 29.5")	1400 x 1100 (55.1" x 43.3")
Weight, t	31 (68,342 lbs)	41 (90,388 lbs)	62 (136,684 lbs)	130 (286,596 lbs)
Drive power, kVA	180	225	250	400
Transport dimensions LxWxH, m	11.50 x 2.55 x 3.20 (37'9" x 8'4" x 10'6")	13.70 x 2.55 x 3.60 (37'9" x 8'4" x 10'6")	17.10 x 3.17 x 4.07 (56'1" x 10'5" x 13'4")	17.00 x 3.60 x 4.30 (55'9" x 11'10" x 14'1")

Comment: STE ... Jaw crusher | T ... Tracks | V ... Pre-screening



Jaw Crushers – Options

- Pre-screening conveyors
- Change-over switch for generator or mains operation
- Over band magnetic separator
- Belt weigher with printer
- Drizzle devices
- Diesel filling pump
- Diesel particle filter
- Dolly transport system

MOBILE IMPACT CRUSHERS – FLEXIBLE ALL-ROUNDERS

The series of mobile impact crushers made by MFL and SBM are easy to maintain. Thanks to hydraulic folding of the crusher housing parts, changing wear parts is very simple. Hydraulic servo gap adjustment makes setting the crusher gap and adapting to varying operating conditions quick and easy.

- Application: primary and secondary crushers
- Field of application: natural stones and recycling
- Drive: Diesel-electric

MOBILE TRACK-MOUNTED IMPACT CRUSHERS	RCI 100.100 T	RCI 100.130 T	RCI 130.130 TV	RCI 140.160 TV
Feed size, mm	600 x 600 (23.6" x 23.6")	600 x 600 (23.6" x 23.6")	800 x 800 (31.5" x 31.5")	900 x 900 (35.4" x 35.4")
Capacity, t/h	200	250	330	650
Final grain size, mm	0/45 - 0/100 (0/1.7" - 0/3.9")	0/45 - 0/100 (0/1.7" - 0/3.9")	0/63 - 0/120 (0/2.5" - 0/4.7")	0/63 - 0/120 (0/2.5" - 0/4.7")
Intake opening, mm	670 x 1020 (26.4" x 40.2")	850 x 1360 (33.5" x 53.5")	950 x 1360 (37.4" x 53.5")	970 x 1660 (38.2" x 65.4")
Rotor diameter, mm	1000 (39.4")	1000 (39.4")	1330 (52.4")	1380 (54.3")
Weight, t	32 (70,546 lbs)	39 (85,978 lbs)	63 (138,888 lbs)	92 (202,821 lbs)
Drive power, kVA	225	225	400	600
Transport dimensions LxWxH, m	12.10 x 2.60 x 3.40 (39'8" x 8'6" x 11'2")	14.10 x 2.55 x 3.70 (46'3" x 8'4" x 12'2")	19.10 x 3.20 x 4.12 (62'8" x 10'6" x 13'6")	21.40 x 3.60 x 4.20 (70'3" x 11'10" x 13'9")

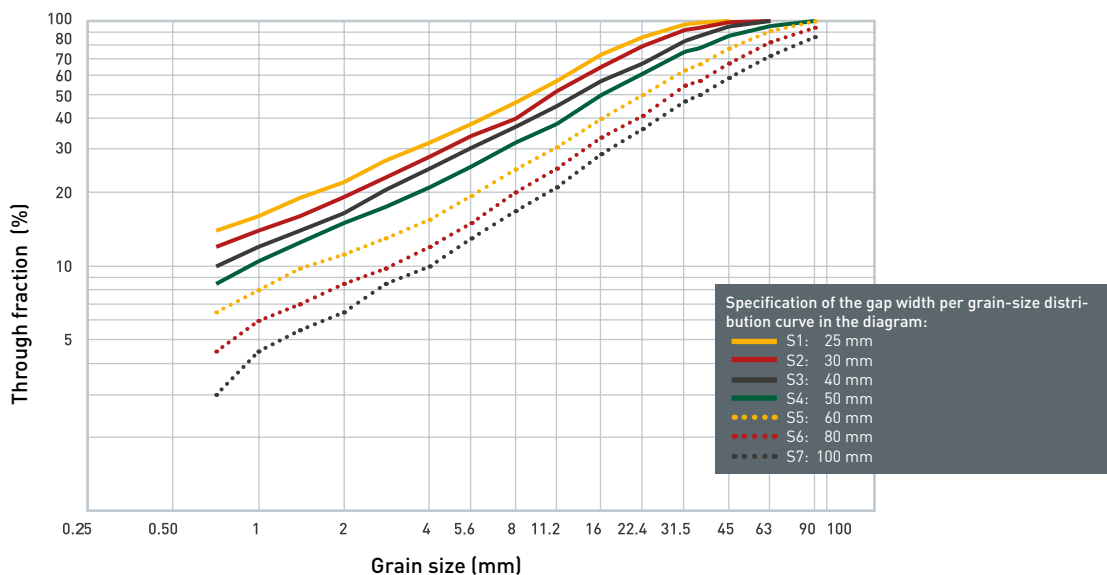
Comment: RCI ... Impact crusher | T ... Tracks | V ... Pre-screening



MOBILE TRACK-MOUNTED IMPACT CRUSHERS		Remax 1111 ECO/MAXI	Remax 1312 ECO/MAXI	Remax 1313 ECO/MAXI
Feed size, mm		700 x 700 (27.6" x 27.6")	800 x 800 (31.5" x 31.5")	1000 x 1000 (39.4" x 39.4")
Capacity, t/h		200	300	400
Final grain size, mm	ECO	0/45 - 0/120 (0/1.7" - 0/4.7")	0/45 - 0/150 (0/1.7" - 0/5.9")	0/63 - 0/200 (0/2.5" - 0/7.9")
	MAXI	0/22 - 0/63 (0/0.8" - 0/2.5")	0/22 - 0/63 (0/0.8" - 0/2.5")	0/22 - 0/63 (0/0.8" - 0/2.5")
Intake opening, mm		1020 x 760 (40.2" x 30")	1260 x 840 (49.6" x 33")	1260 x 1030 (50" x 40.5")
Rotor diameter, mm		1000 (39.4")	1160 (45.6")	1280 (50.4")
Weight, t	ECO	33 (72,751 lbs)	41 (90,388 lbs)	62 (136,684 lbs)
	MAXI	38.5 (84,876 lbs)	46.5 (102,513 lbs)	74 (163,139 lbs)
Drive power, kVA		250	300	410
Transport dimensions L, ECO/MAXI x W x H, m		13.5 / 15.5 x 3.00 x 3.75 (44'3" / 50'10" x 9'10" x 12'4")	13.5 / 15.5 x 3.00 x 3.75 (44'3" / 50'10" x 9'10" x 12'4")	17.0 / 19.5 x 3.40 x 3.75 (55'9" / 63'12" x 11'2" x 12'4")

Comment: Remax ... Mobile track-mounted crushing plant | ECO ... Basic version | MAXI ... Version incl. screening unit

MOBILE IMPACT CRUSHERS – FLEXIBLE ALL-ROUNDERS



Impact Crushers – Options

- Mounted screening machine
- Pre-screening conveyors
- Grinding track
- Change-over switch for generator or mains operation
- Over band magnetic separator
- Belt weigher with printer
- Diesel filling pump
- Diesel particle filter
- Service hoist
- Dolly transport system



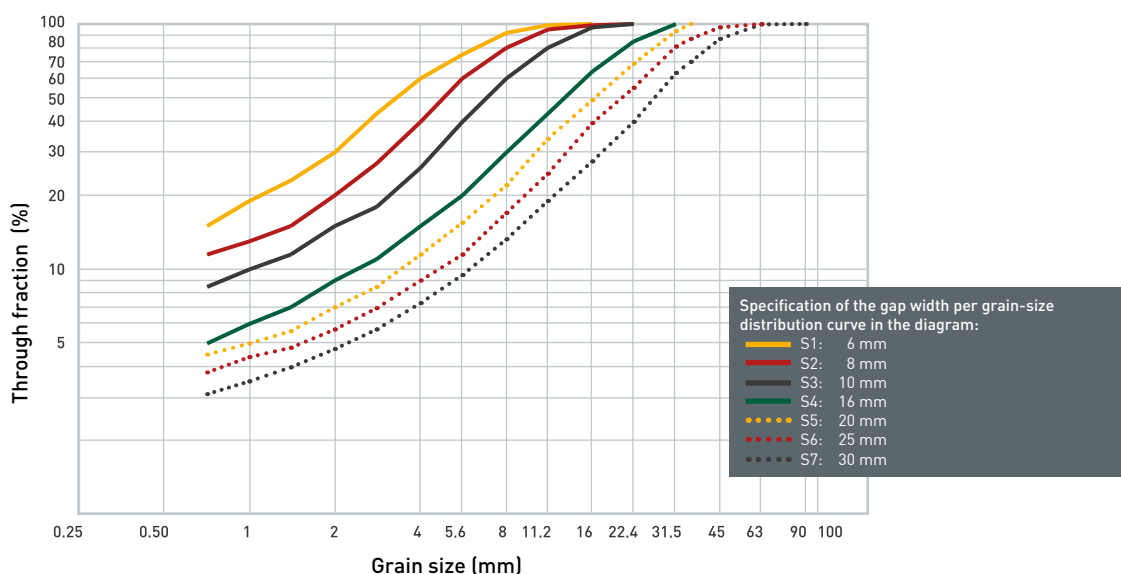
MOBILE CONE CRUSHERS – PERFECT FINE TUNERS

Our mobile cone crushers are the perfect solution for secondary and tertiary reduction of hardest rocks. Depending on your demands, these sturdy and low-maintenance secondary crushers can be supplied with various crushing tools.

- Application: secondary and tertiary crushers
- Field of application: natural stones
- Drive: Diesel-electric

MOBILE TRACK-MOUNTED CONE CRUSHERS	CC 80 T	CC 102 T	Remax 1100 CONE
Feed size, mm	160 x 160 (6.3" x 6.3")	180 x 180 (7" x 7")	200 x 200 (8" x 8")
Capacity, t/h	145	220	250
Final grain size, mm	0/12 - 0/60 (0/0.5" - 0/2.3")	0/10 - 0/70 (0/0.4" - 0/2.8")	0/25 - 0/70 (0/1" - 0/2.8")
Weight, t	28 (61,728 lbs)	40 (88,183 lbs)	41 (90,388 lbs)
Drive power, kVA	225	250	300
Transport dimensions LxWxH, m	11.50 x 2.50 x 3.20 (37'9" x 8'2" x 10'6")	11.50 x 3.00 x 3.65 (37'9" x 9'10" x 11'12")	20.10 x 2.80 x 3.40 (65'11" x 9'2" x 11'2")

Comment: CC, CONE ... Cone crusher | Remax ... Mobile track-mounted crushing plant | T ... track undercarriage



Cone Crushers - Options

- Various crushing tools
- Change-over switch for generator or mains operation
- Belt weigher with printer
- Diesel filling pump
- Diesel particle filter
- Dolly transport system

MOBILE SCREENING PLANTS – PROFESSIONAL SORTERS



Screening plants are equipped with a 2-deck screening machine covered as standard by spring steel wire cloth or pressure weld grid. The plants can be connected to our mobile crushing plants. Optionally, the screen can be driven directly via the Diesel engine of the crusher.

- Application: natural stones and recycling materials
- Drive: Diesel-electric



MOBILE TRACK-MOUNTED SCREENING PLANT	Rescreen 1300 x 4200 - 2D	Rescreen 1600 x 4300 - 2D	Rescreen 1600 x 5000 - 2D	Rescreen 1800 x 5000 - 2D
Screen size, mm	1300 x 4200 (4'3" x 13'9")	1600 x 4300 (5'3" x 14'1")	1600 x 5000 (5'3" x 16'5")	1800 x 5000 (5'11" x 16'5")
Capacity, t/h	450	600	675	750
Weight, t	25.5 (56,217 lbs)	29.5 (65,000 lbs)	36 (79,365 lbs)	39 (85,980 lbs)
Drive power, kVA	105	105	105	105
Transport dimensions LxWxH, m	13.20 x 2.90 x 3.60 (43'3" x 9'6" x 11'9")	12.50 x 3.00 x 3.20 (41' x 9'10" x 10'6")	16.20 x 3.00 x 3.45 (43'3" x 9'6" x 11'9")	17.15 x 3.20 x 3.55 (56'3" x 10'6" x 11'8")

Comment: Rescreen ... Mobile track-mounted screening plant I 2D ... 2-deck-screen

Screening Plant – Options

- Special screen cloths, eg. rubber or plastic coatings, perforated plates
- Change-over switch for generator or mains operation
- Belt weigher with printer
- Drizzle devices
- Diesel filling pump
- Diesel particle filter
- Dolly transport system

MOBILE SPECIAL SOLUTIONS – CUSTOMISED SPECIALISTS

Material, capacity, final grain size – these requirements are fulfilled by our mobile plants. Our distinctive orientation by our clients' tasks is reflected by implementing individual and customised solutions. Therefore, our plants meet all your demands.



Tailor-made Possibilities

- Mobile hard rock impact crusher on tracks
- Mobile impact crusher on tracks with 2.5-deck screening machine
- Mobile impact crusher on tracks with scalper, screen, circulation conveyor and swivelling main discharge conveyor
- Mobile jaw crusher on tracks with roller grizzly
- Mobile roll crusher on tracks
- Mobile trommel screen on wheels
- Mobile non-ferrous separators on wheels
- Semi-mobile tertiary impact crusher
- Semi-mobile screening plant
- Mobile solutions in containers



PRODUCT PORTFOLIO

The high-performance product portfolio of MFL and SBM comprises additionally to mobile plants also stationary plants, individual machines and mobile concrete mixing plants. We also offer consulting and implementation services for modernisations of our own machines and plants or plants from other manufacturers, and carry out repairs of all kinds.

- Crushing technology
- Classifying technology
- Conveying technology
- Wet processing
- Mobile concrete mixing plants



From one single hand

- Competence in process engineering
- Design
- Planning
- Manufacture
- Assembly, Set-up
- Training
- After-Sales-Service

OUR POWERFUL PERFORMANCE

MFL and SBM belong to the powerful MFL Group represented by distribution partners or sales offices in more than 50 countries all over the world. The MFL Group comprises:

- Maschinenfabrik Liezen und Gießerei Ges.m.b.H.
- Christian Pfeiffer Maschinenfabrik GmbH
- SBM Mineral Processing GmbH
- Maschinenfabrik Liezen Faserzementanlagen GesmbH
- Mali GesmbH
- Rabofsky + Partner Engineering GmbH
- Cut Technik Zuschnitt GmbH



WE BREAK THEM ALL

WE ARE HERE TO HELP YOU WHENEVER YOU NEED US!



Maschinenfabrik Liezen und Gießerei Ges.m.b.H.
Werkstraße 5
8940 Liezen, Austria
Phone: +43 3612/270-1300
mineralprocessing@mfl.at
www.mfl.at



SBM Mineral Processing GmbH
Oberweis 401
4664 Oberweis, Austria
Phone: +43 3612/2703-0
office@sbm-mp.at
www.sbm-mp.at